




# Number Recognition



# MY 100 chart

1	2	3	4	5	6	7	8	9	10
11	12	13	14	15	16	17	18	19	20
21	22	23	24	25	26	27	28	29	30
31	32	33	34	35	36	37	38	39	40
41	42	43	44	45	46	47	48	49	50
51	52	53	54	55	56	57	58	59	60
61	62	63	64	65	66	67	68	69	70
71	72	73	74	75	76	77	78	79	80
81	82	83	84	85	86	87	88	89	90
91	92	93	94	95	96	97	98	99	100


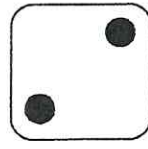








number  
recognition  
roll and say

Roll the die,  
and read the numbers.

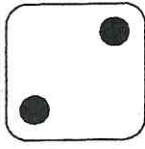


	1 5 2 4 7 8 2 6 3 7 9 10
	7 1 2 8 9 3 5 6 4 2 10 7
	8 2 5 1 10 9 2 7 5 6 3 4
	10 8 3 2 9 4 5 1 6 7 0 1
	3 4 8 2 7 1 5 6 9 10 2 6
	2 9 3 6 0 1 4 8 5 7 9 10





12 19 14 18 11 13 17 15 16



11 19 18 16 13 15 12 14 17




10 13 12 19 16 14 11 17 15



19 12 11 13 15 18 14 17 16



14 17 13 19 16 18 19 12 11



13 11 12 14 17 16 15 18 19

Number recognition is an essential foundation in math. Students need this important skill in order to compare numbers, understand quantity, and complete math problems.

## Flash Cards


- Use them as flashcards for instant number recognition.
- Mix them up, and have the child put them in number order.
- Have your child choose a card and count a number of objects to match that number.
- Have your child choose a card, say the number, and copy it on a white board.
- Use the single digit cards to make double digit numbers.
- Place the number cards in a bag. If your child correctly identifies the number, he/she may keep it. If your child is not correct, the card is placed back in the bag. Add the "Lose a Card" cards for more fun!

## The 100 chart

- Have your child point to the numbers as he/she counts.
- Talk to your child about the patterns that can be seen in the 100 chart.
- Call out a number, and have your child cover the number with a penny or bean.

## Other Activities

- Play the "Roll and Say" game. Roll the die, and have your child read the numbers on that line.
- Make numbers with Play-Doh
- Have your child help count items at the grocery store.
- Play "I Spy" with numbers while in the car or at the store.



©Carolyn McCleary